

Global Locations State of the Market 2022 – Key Trends Shaping the Landscape

December 2022: Complimentary Abstract / Table of Contents



Our research offerings

This report is included in the following research program(s):

Locations Insider™

- ▶ Application Services
- ▶ Artificial Intelligence (AI)
- ▶ Banking and Financial Services Business Process
- ▶ Banking and Financial Services Information Technology
- ▶ Catalyst™
- ▶ Clinical Development Technology
- ▶ Cloud and Infrastructure
- ▶ Contingent Staffing
- ▶ Contingent Workforce Management
- ▶ Conversational AI
- ▶ Customer Experience Management Services
- ▶ CX Excellence
- ▶ Cybersecurity
- ▶ Data and Analytics
- ▶ Digital Adoption Platforms (DAP)
- ▶ Digital Engineering Services
- ▶ Digital Services
- ▶ Digital Workplace
- ▶ Employee Experience Management (EXM) Platforms
- ▶ Employer of Record (EOR)
- ▶ Engineering Services
- ▶ Enterprise Platform Services
- ▶ Exponential Technologies
- ▶ Finance and Accounting
- ▶ Financial Services Technology (FinTech)
- ▶ Global Business Services
- ▶ Healthcare Business Process
- ▶ Healthcare Information Technology
- ▶ Human Resources Outsourcing
- ▶ Insurance Business Process
- ▶ Insurance Information Technology
- ▶ Insurance Technology (InsurTech)
- ▶ Insurance Third-Party Administration (TPA) Services
- ▶ Intelligent Document Processing (IDP)
- ▶ Interactive Experience (IX) Services
- ▶ IT Services Executive Insights™
- ▶ Life Sciences Business Process
- ▶ Life Sciences Commercial Technologies
- ▶ Life Sciences Information Technology
- ▶ Locations Insider™
- ▶ Marketing Services
- ▶ Market Vista™
- ▶ Modern Application Development (MAD)
- ▶ Mortgage Operations
- ▶ Multi-country Payroll
- ▶ Network Services and 5G
- ▶ Outsourcing Excellence
- ▶ Pricing Analytics as a Service
- ▶ Process Mining
- ▶ Procurement and Supply Chain
- ▶ Recruitment
- ▶ Retirement Technologies
- ▶ Revenue Cycle Management
- ▶ Rewards and Recognition
- ▶ Service Optimization Technologies
- ▶ Software Product Engineering Services
- ▶ Supply Chain Management (SCM) Services
- ▶ Sustainability Technology and Services
- ▶ Talent Excellence GBS
- ▶ Talent Excellence ITS
- ▶ Technology Skills and Talent
- ▶ Trust and Safety
- ▶ Value and Quality Assurance (VQA)
- ▶ Work at Home Agent (WAHA) Customer Experience Management (CXM)

If you want to learn whether your organization has a membership agreement or request information on pricing and membership options, please contact us at info@everestgrp.com

Learn more about our
custom research capabilities

Benchmarking

Contract assessment

Peer analysis

Market intelligence

Tracking: providers, locations, risk, technologies

Locations: costs, skills, sustainability, portfolios

Contents

1. Introduction and executive summary	5
• Research methodology	6
• Background and scope of the research	7
• Changes in Global Locations State of the Market Report 2022	8
• Summary of key messages	9
2. Key trends shaping the locations landscape	14
• Growth of the global services market	15
• Shifting sourcing models and evolving geography-specific trends	19
• Leading countries across different functions	22
3. Details of global services delivery – offshore/nearshore	24
• Value proposition for different delivery locations	25
• Geography-wise details (growth and evolution, location, function, and new center setup trends, key cities)	26
A. Asia Pacific	27
B. Europe	33
C. Americas	39
D. Middle East and Africa (MEA)	45
4. Details of global services delivery – onshore	51
– Growth and evolution of the regional market	52
– Trends across key delivery locations and functional mix	53
– Trends across new center setups	54
– Key cities driving growth	55

For more information on this and other research published by Everest Group, please contact us:

Parul Jain, Vice President

Sumit Kumar, Practice Director

Mohini Jindal, Senior Analyst

Gunjan Mundra, Senior Analyst

Kanishka Chakraborty, Analyst

Contents

5. Top five trends for enterprise locations/workforce strategy	56
6. Appendix	64
• Framework to assess the maturity of locations to support global services delivery	65
• Key definitions and inclusions	66
• Glossary	67
• Research calendar	68

Our research methodology is based on four pillars of strength to produce actionable and insightful research for the industry

01

Robust definitions and frameworks

Function specific pyramid, Total Value Equation (TVE), PEAK Matrix®, and market maturity

02

Primary sources of information

Annual contractual and operational RFIs, provider briefings and buyer interviews, web-based surveys

03

Diverse set of market touchpoints

Ongoing interactions across key stakeholders, input from a mix of perspectives and interests, supports both data analysis and thought leadership

04

Fact-based research

Data-driven analysis with expert perspectives, trend-analysis across market adoption, contracting, and providers

Year-round tracking of 300+ locations globally

Large repository of existing research for locations

Over 30 years of experience advising clients on strategic IT, business services, engineering services, and sourcing

Executive-level relationships with buyers, providers, technology providers, and industry associations

Background and scope of the research

Background

- The global services market continued to grow in 2021 and is valued at approximately US\$243 billion. It is expected to grow by around 12% by the end of 2022. The global services market headcount continued to grow in 2022 across geographies and approximately stands at 9.6 million FTEs
- Organizations have diversified their locations portfolio across the globe with the expansion of both existing locations and new locations for the delivery of different services. The importance of having a balanced and well-diversified location mix has never been more important with the impact of COVID-19, macroeconomic headwinds, and geopolitical tensions disrupting business delivery. Everest Group supports key enterprises in choosing the best locations by tailoring the need of the client to our expertise
- This report provides an extensive assessment of the global locations and center landscape and adoption trends as of 2022, and elaborates on key 2022-23 priorities for leaders along with action steps for building a successful location mix

Methodology

This report is based on Everest Group's coverage of the global market based on ongoing market interactions, thought leadership as industry-leading analyst in this space, and our proprietary databases.

Note: Analysis for all dimensions up through 2021 is based on actuals while that for 2022 is based on Everest Group estimates, validated through primary and secondary research

Scope of this report



Global services market
Growth, key drivers,
and challenges



Locations
All key global service delivery
locations across Asia Pacific,
the Americas, Europe, Middle
East and Africa






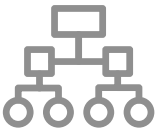
Functions
All key functions, i.e., IT-ADM, IT-infrastructure,
voice BPS, non-voice BPS, and ER&D

Key definitions and inclusions

- Global services market by revenue:** Total services exports of all countries in the world. Includes notional revenues from in-house / shared services organizations; revenues from third-party IT services and business process service providers. Does not include revenues from domestic (national) markets. Functions included:
 - Business Process Services (BPS): includes voice business processes (also contact center), non-voice business processes, industry-specific business processes, and knowledge-based processes
 - Information Technology (IT): includes IT-Applications Development and Maintenance (ADM), infrastructure, testing, helpdesk, next-generation technology (cloud, mobility, social media, etc.), and other services related to information technology
 - Engineering and R&D (ER&D): includes engineering and IT-R&D services
- Global services market by headcount:** estimated headcount (in terms of Full-time Equivalents – FTEs) involved in global services exports (for the functions listed above) in 42 leading delivery locations listed below:

Regions (4)	Countries (45)				
Asia Pacific (APAC)	India	China	Singapore	Philippines	Malaysia
Europe	Belarus	Hungary	Scotland	Bosnia and Herzegovina	Ireland
	Serbia	Bulgaria	Latvia	Slovakia	Croatia
	Lithuania	Spain	The Czech Republic	Poland	Ukraine
	England	Portugal	Estonia	Romania	
Americas	Argentina	Costa Rica	Mexico	Brazil	El Salvador
	Peru	Canada	Guatemala	Trinidad and Tobago	Chile
	Honduras	Uruguay	Colombia	Jamaica	US
Middle East and Africa (MEA)	Egypt	Mauritius	Nigeria	Kenya	Morocco
	South Africa				

Changes in Global Locations State of the Market Report 2022

	Inclusions in previous iterations	Changes introduced in Global Locations State of the Market Report 2022
 <p>Country coverage</p>	38 countries	45 countries. Changes are reflected in the regional headcounts and center setup sections.
 <p>Shoring coverage</p>	Offshore and nearshore geographies	Addition of key onshore geographies – England, Singapore, and the US. Changes are reflected in the regional headcounts and center setup sections.
 <p>Functional coverage</p>	Splits across two broad functional clusters – IT and BPS	Granular splits across five functions – IT-ADM, IT-infrastructure, non-voice BPS, voice BPS, and ER&D
 <p>Reclassification of city tiers</p>	Cities have been reclassified into tier-1,2,3/4/5, based on developments in the last three years.	

Key questions addressed by this report



In the wake of the recovery from global pandemic and fears around macroeconomic slowdown, how has the global services market evolved and how is it likely to trend in the future?



How has the global services market performed in key geographies/locations?
What are the leading countries supporting different functions?

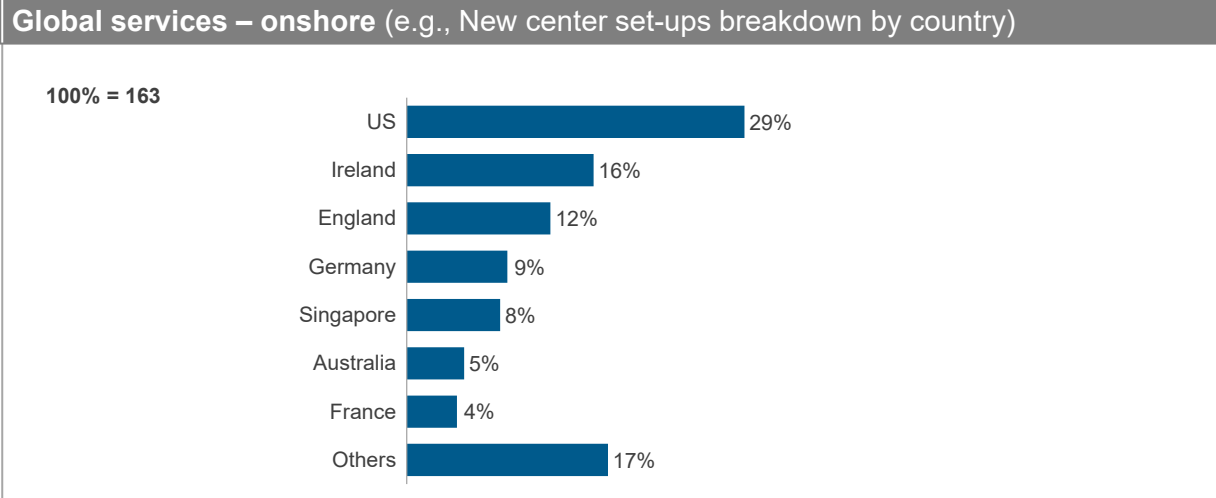
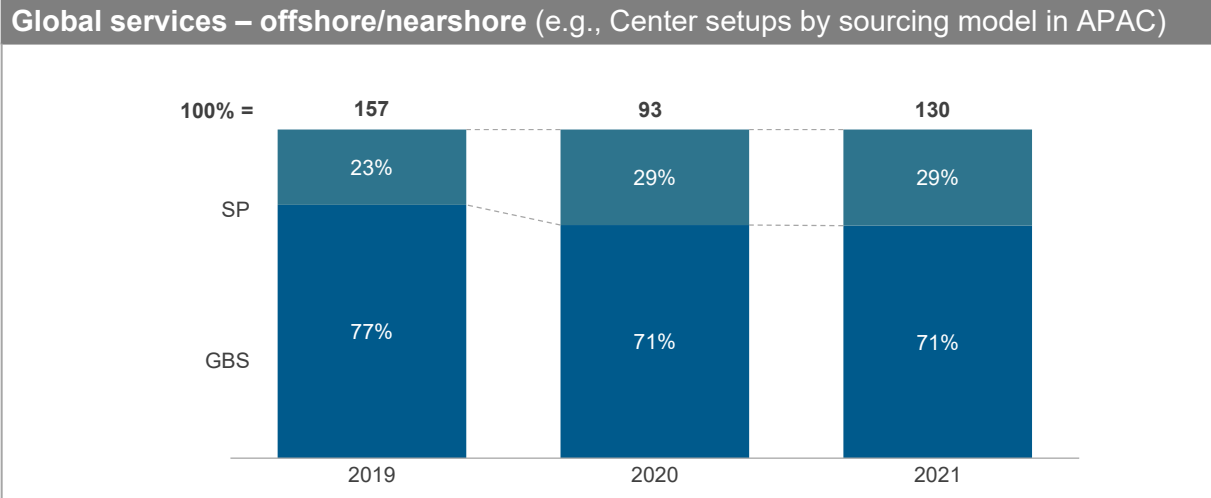
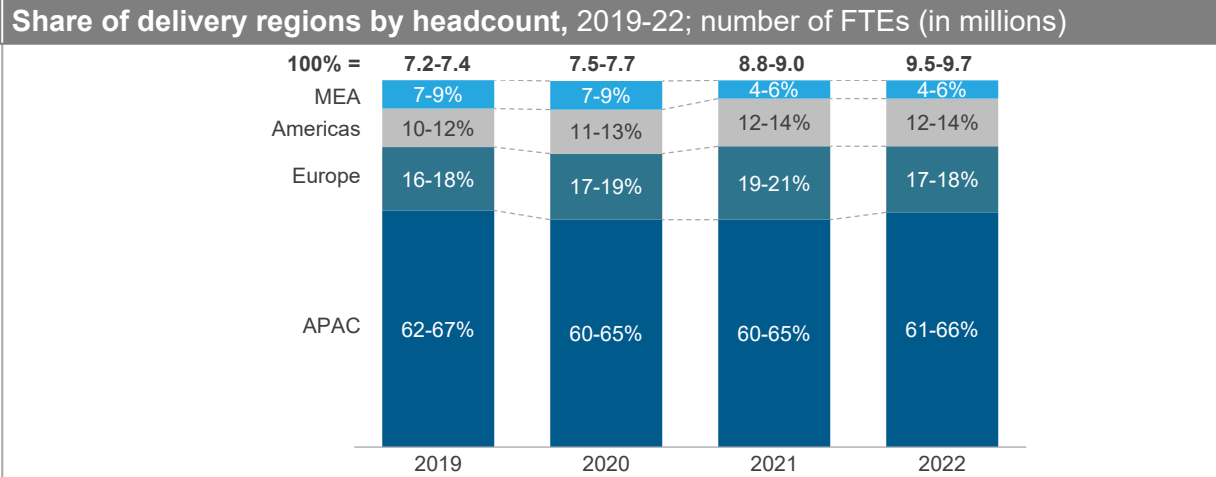
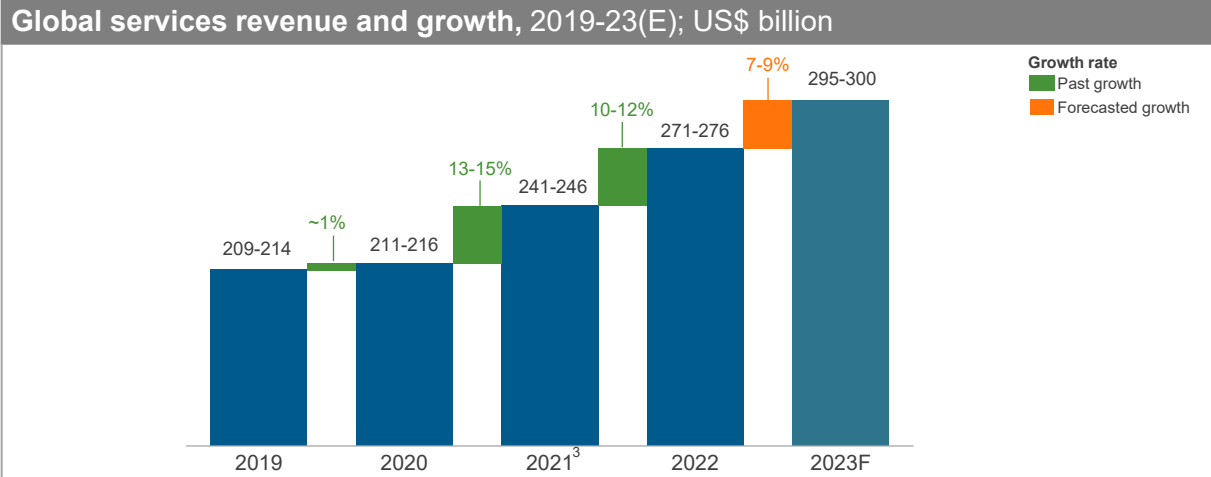


How well have the sourcing models and functional delivery incorporated the widespread digital transformation?



What are the top five megatrends that should be on the radar of enterprise locations/workforce strategy stakeholders?

This study provides a deep dive into key aspects of global services market; below are key charts to illustrate the depth of the report



Research calendar

Locations Insider™

■ Published
 ■ Planned
 ■ Current release

Reports title	Release date
Location Spotlight – Malaysia	August 2022
Middle East and North Africa: The Next Frontier in IT-BP Services Delivery	August 2022
Location Spotlight – Kenya	August 2022
Location Spotlight – Pune, India	September 2022
Location Spotlight – Scotland	September 2022
Location Spotlight – Barcelona, Spain	October 2022
India's Services Delivery Overview – Tier-1 Hubs Continue to Grow, Tier-2/3 Speeding Up	November 2022
Location Spotlight – Puerto Rico	November 2022
The Most In-demand Metaverse Skills in the US	November 2022
The War for Talent in Data, Analytics, and AI (DAAI): Finding the Ideal Operating Model for Organizations	November 2022
Location Spotlight – Munich, Germany	December 2022
Global Locations State of the Market 2022 – Key Trends Shaping the Landscape	December 2022
Location Spotlight – Fukuoka, Japan	Q1 2023
Location Spotlight – Greece	Q1 2023
Location Spotlight – Singapore	Q1 2023

Note: [Click](#) to see a list of all of our published Locations Insider™ reports



Everest Group is a leading research firm helping business leaders make confident decisions. We guide clients through today's market challenges and strengthen their strategies by applying contextualized problem-solving to their unique situations. This drives maximized operational and financial performance and transformative experiences. Our deep expertise and tenacious research focused on technology, business processes, and engineering through the lenses of talent, sustainability, and sourcing delivers precise and action-oriented guidance. Find further details and in-depth content at www.everestgrp.com.

Stay connected

Website

everestgrp.com

Social Media

 @EverestGroup

 @Everest Group

 @Everest Group

 @Everest Group

Blog

everestgrp.com/blog

Dallas (Headquarters)

info@everestgrp.com

+1-214-451-3000

Bangalore

india@everestgrp.com

+91-80-61463500

Delhi

india@everestgrp.com

+91-124-496-1000

London

unitedkingdom@everestgrp.com

+44-207-129-1318

Toronto

canada@everestgrp.com

+1-647-557-3475

This document is for informational purposes only, and it is being provided "as is" and "as available" without any warranty of any kind, including any warranties of completeness, adequacy, or fitness for a particular purpose. Everest Group is not a legal or investment adviser; the contents of this document should not be construed as legal, tax, or investment advice. This document should not be used as a substitute for consultation with professional advisors, and Everest Group disclaims liability for any actions or decisions not to act that are taken as a result of any material in this publication.