



Topic: Finance and Accounting Outsourcing (FAO) – Annual Report 2013: Increasing Market Maturity Driving Cost+ Value Proposition

Finance and Accounting Outsourcing (FAO)
Annual Report: May 2013 – Preview Deck

Our research offerings for global services

Subscription information

- The full report is included in the following subscription(s)
 - Finance & accounting
- In addition to published research, a subscription may include analyst inquiry, data cuts, and other services
- If you want to learn whether your organization has a subscription agreement or request information on pricing and subscription options, please contact us:
 - info@everestgrp.com
 - +1-214-451-3110

Market Vista

Global services tracking across functions, sourcing models, locations, and service providers – industry tracking reports also available

Banking, financial services, insurance

Healthcare

Finance & accounting

Procurement

Information technology

Cloud Vista

Human resources

Recruitment process

Global sourcing

PricePoint

Service provider Intelligence

Transaction Intelligence

Custom research capabilities

- Benchmarking | Pricing, delivery model, skill portfolio
- Peer analysis | Scope, sourcing models, locations
- Locations | Cost, skills, sustainability, portfolio
- Tracking services | Service providers, locations, risk
- Other | Market intelligence, service provider capabilities, technologies

Background and methodology of the research

Background of the research

The global multi-process FAO market witnessed a moderate growth of 10% in 2012, showing signs of a mature and stable market. Beyond cost reduction process improvement, standardization and scalability/flexibility drove FAO adoption, emphasizing a cost+ value proposition. Moreover, market adoption moved beyond the traditional markets to cover under penetrated markets as well.

In this study, we analyze the global multi-process FAO market in 2012. We focus on

- Market size and buyer adoption
- Value proposition and buyer satisfaction assessment
- Solution characteristics across contract size, process scope, technology, industry alignment, global sourcing, pricing structures, and performance metrics
- FAO service provider landscape covering service provider's market shares and areas of investments

The scope of analysis includes:

- Third-party FAO deals
- 800+ multi-process FAO deals signed as of 2012 with a minimum of two F&A processes, over US\$1 million in ACV, and a minimum contract term of three years
- Coverage across 20+ FAO service providers with multi-process capability including Accenture, Aditya Birla Minacs, Aegis, Capgemini, Cognizant, Datamatics, EXL Services, Genpact, HCL, HP, IBM, iGATE, Infosys, IQ BackOffice, NCO, Quattro, Serco, Sutherland Global Services, TCS, Wipro, WNS, Xchanging, and Xerox
- Global survey and one-on-one executive-level buyer interviews to understand how organizations perceive their FAO engagements

Table of contents (page 1 of 2)

Topic	Page no.
Section I: Introduction and overview	6
Section II: Summary of key messages	12
Section III: Market size and buyer adoption	17
• Summary	18
• Market size and growth	19
• Contract signings/renewals/extensions	20
• Contract size and duration	22
• Buyer adoption trends by	
– Industry	23
– Geography	24
– Size	26
– Sourcing process	27
Section IV: Value proposition and buyer satisfaction	28
• Summary	29
• FAO drivers, value proposition, and challenges	30
• Buyer satisfaction and contract terminations	33
• F&A transformation approach	36

Table of contents (page 2 of 2)

Topic	Page no.
Section V: Solution characteristics	41
• Summary	42
• Solution characteristics	
– Process scope	43
– Industry alignment	49
– Global sourcing	51
– Role of technology	53
– Pricing	56
– Performance metrics	57
Section VI: Service provider landscape	58
• Summary	59
• Market share	60
• Areas of investments	62
Section VII: Outlook for 2013	65
Appendix	69
• Publicly-announced FAO contracts in 2012	70
• Glossary of terms	72
• FAO research calendar	74
• References	75

Overview and abbreviated summary of key messages

(page 1 of 2)

This report assists key stakeholders (buyers, service providers, technology providers) understand the changing dynamics of the FAO market and help them identify the trends and outlook for 2013. The report provides a comprehensive coverage of the global FAO market including detailed analysis on market size and growth, buyer adoption trends, FAO value proposition and buyer satisfaction, solution characteristics, and service provider landscape.

Some of the findings in this report, among others, are:

Market size and buyer adoption

- The global multi-process FAO market grew at a rate of 10% to reach ACV of US\$4.3 billion
- Over 65% of the ACV growth in 2012 was contributed by contract extensions/renewals
- Europe witnessed the maximum increase in FAO adoption. Share of mid-market and small buyer segments also increased significantly in 2012
- Buyers are increasingly adopting non-advisor-led competitive bidding route for sourcing F&A services

Value proposition and buyer satisfaction

- Cost+ value proposition is driving the FAO market
- Service provider performance is up-to-the-mark against the metrics important to FAO buyers, resulting in high satisfaction levels. However, buyer organizations have highlighted some areas of improvements for service providers to work upon
- Buyers continue to adopt a phased approach to F&A outsourcing. Adoption of end-to-end process-driven approach is on the rise

Overview and abbreviated summary of key messages

(page 2 of 2)

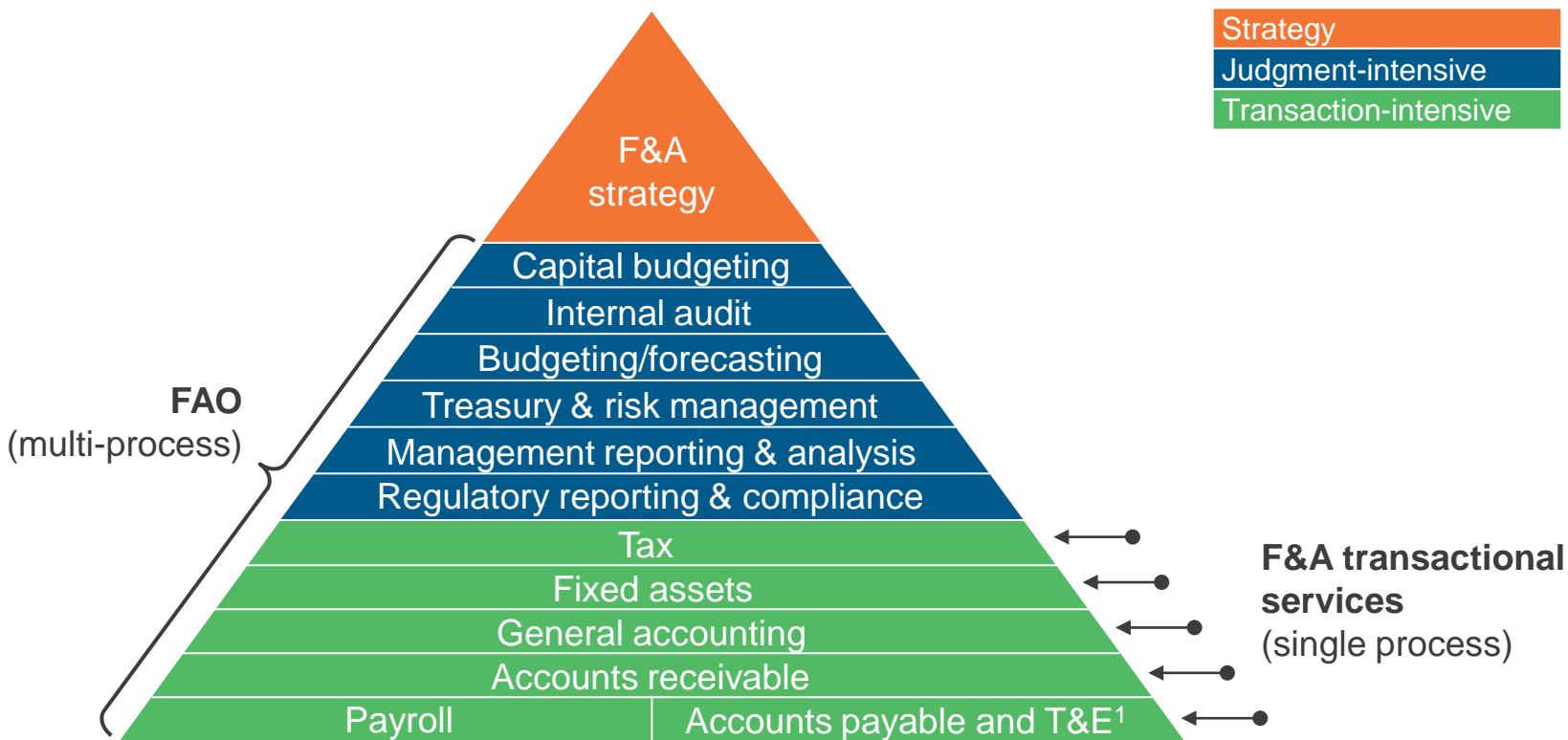
Solution characteristics

- Analytics and risk management & compliance are emerging as new areas of interest in the market
- With respect to the industry alignment, F&A services are increasingly getting industry-specific
- India continues to be the predominant hub of offshore delivery, providers are striving to build a balanced onshore-nearshore-offshore model
- Technology augmentation model becoming the prevalent approach, platform-based solutions are also gaining traction. Service providers are also creating F&A specific mobility solutions

Service provider landscape

- The competition in the FAO market continues to rise. The share of top three service providers reduced from 68% in 2002 to ~50% in 2012

Everest Group's research is guided by a framework that distinguishes multi-process FAO from single process finance and accounting (F&A) transactional services

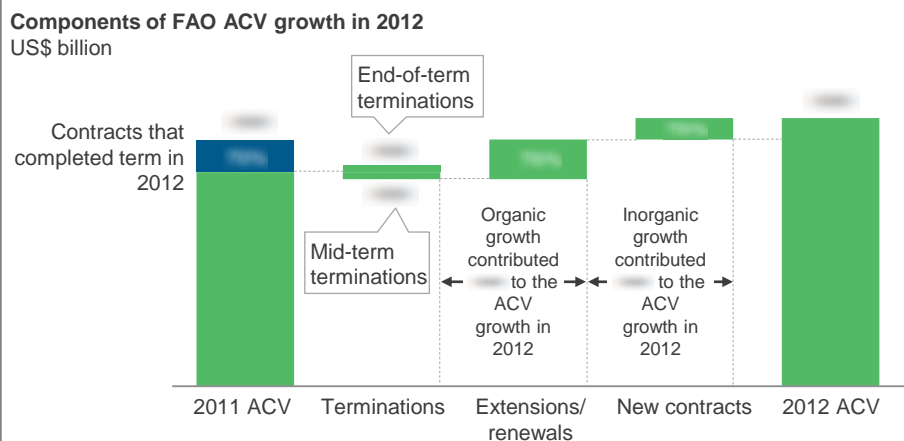


- Everest Group's analyses include multi-process FAO contracts with a minimum of two F&A processes, over US\$1 million in Annualized Contract Value (ACV), and a minimum contract term of three years
- Everest Group's analyses include all FAO contracts signed as of 2012. The current sample set for the report includes 800+ multi-process FAO contracts

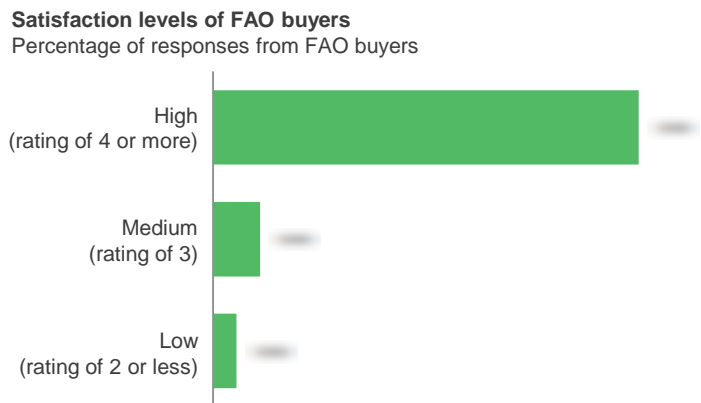
¹ Defined in Appendix

This study offers four distinct chapters providing a deep dive into key aspects of the FAO market; below are four charts to illustrate the depth of the report

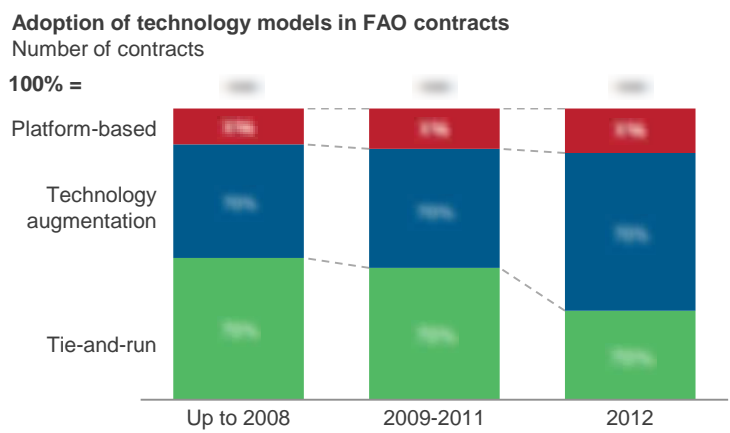
FAO market growth



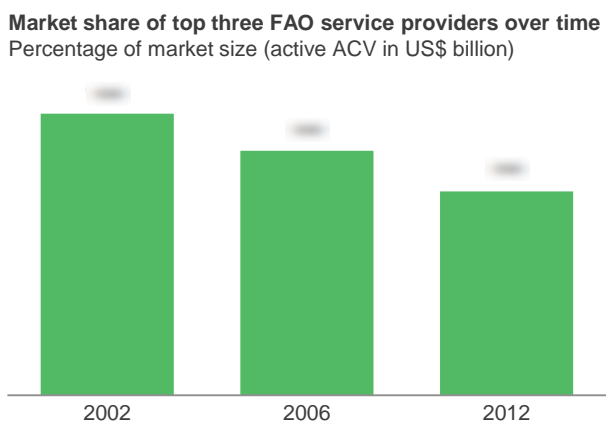
FAO buyer satisfaction



Solution trends



Service provider landscape



Source: Everest Group (2013)

FAO research calendar

■ Published ■ Current

Topic	Release date
Record-to-Report (R2R) Outsourcing – Moving Beyond General Accounting	October-2012
Unlocking Value From End-to-End Process Outsourcing: Focus on Order-to-Cash (O2C)	January-2013
Procure-to-Pay (P2P) Outsourcing: Unlocking Value from End-to-End Process Outsourcing	February-2013
FAO – Annual Report 2013: Increasing Market Maturity Driving Cost+ Value Proposition	May-2013
FAO – Service Provider Landscape with PEAK Matrix Assessment 2013	Q2-2013
FAO – Service Provider Compendium 2013	Q2-2013
Role of Analytics in FAO	Q3-2013
Growth of Horizontal BPO in LATAM	Q3-2013
Implications of IFRS Conversion in the United States on FAO	Q4-2013
Evaluation of BPaaS Solutions for FAO/PO/HRO	Q4-2013

Additional FAO research references

The following documents are recommended for additional insight on the topic covered in this report. They provide additional details on the topic or complementary content that may be of interest

1. **Finance and Accounting Outsourcing (FAO) Annual Report 2012: The FAO Market – Signaling Towards Maturity** ([EGR-2012-1-R-0680a](#)). In this research, we review the global multi-process FAO market in 2011 and provide guidance on the market's direction in 2012. We focus on market size and buyer adoption trends, FAO value proposition, contract characteristics across process scope, technology, global sourcing, pricing structures, and FAO service providers landscape covering service providers' market shares and areas of investments
2. **Record-to-Report (R2R) Outsourcing – Moving Beyond General Accounting** ([EGR-2012-1-R-07054](#)); 2012. This report looks at outsourcing of the judgment intensive F&A processes, Financial Planning & Analysis, regulatory reporting and compliance. Record-to-Report, Order-to-Cash, and Procure-to-Pay cover the entire F&A function as three end-to-end processes
3. **Order-to-Cash (O2C) – Creating a Top-line Impact** ([EGR-2013-1-R-0816](#)); 2013. Similar to the R2R report, this report looks at outsourcing a separate end-to-end F&A process called Order-to-Cash, covering mostly the transactional activities within the function on the customer side

For more information on this and other research published by Everest Group, please contact us:

Saurabh Gupta, Vice president:
Vishnu Khandelwal, Senior Analyst:
Vikas Menghwani, Analyst:
FAO Team:

saurabh.gupta@everestgrp.com
vishnu.khandelwal@everestgrp.com
vikas.menghwani@everestgrp.com
faoresearch@everestgrp.com

Everest Group
Two Galleria Tower
13455 Noel Road, Suite 2100
Dallas, TX 75240

Phone: +1-214-451-3110
Email: info@everestgrp.com

Everest Group

Leading clients from **insight** to *action*

Everest Group is an advisor to business leaders on the next generation of global services with a worldwide reputation for helping Global 1000 firms dramatically improve their performance by optimizing their back- and middle-office business services. With a fact-based approach driving outcomes, Everest Group counsels organizations with complex challenges related to the use and delivery of global services in their pursuits to balance short-term needs with long-term goals. Through its practical consulting, original research, and industry resource services, Everest Group helps clients maximize value from delivery strategies, talent and sourcing models, technologies, and management approaches. Established in 1991, Everest Group serves users of global services, providers of services, country organizations, and private equity firms in six continents across all industry categories. For more information, please visit www.everestgrp.com and research.everestgrp.com.

Dallas (Corporate Headquarters)

info@everestgrp.com
+1-214-451-3000

Toronto

canada@everestgrp.com
+1-416-865-2033

India / Middle East

india@everestgrp.com
+91-124-496-1000

New York

info@everestgrp.com
+1-646-805-4000

London

unitedkingdom@everestgrp.com
+44-207-129-1318

Stay connected

Websites



www.everestgrp.com
research.everestgrp.com

Twitter



@EverestGroup
@Everest_Cloud

Blogs



www.sherpasinblueshirts.com
www.gainingaltitudeinthecloud.com