



## **Global Locations Compass – The Philippines**

Comprehensive Assessment of Global Services, Analysis of Cities, and Implications for Services Strategy

Global Sourcing (GS)

Report: February 2012 – Preview Deck

# Background and scope of the research

---

## Background of the research

The Philippines is seeing a lot of interest as a delivery destination for global services. It is classified as a mature location on Everest Group's Market Vista Locations Maturity Heatmap<sup>1</sup>. With its sizable graduate pool, low cost of operations, and English language advantage, the Philippines offers an attractive proposition for organizations looking for destinations to offshore services. Additionally, several government initiatives, such as Next Wave Cities™ have resulted in significant activity in the Philippines' global services industry. As a result of this, the Philippines has emerged from constituting less than five percent share of global offshoring industry in 2006 to 10 percent share in 2011, – a year-on-year CAGR<sup>2</sup> of 28 percent.

In this research, we analyze the Philippines as a global services destination across various dimensions:

- Global services landscape across market characteristics
- Player activity
- Key industry/government bodies promoting its growth
- Education system
- Landscape of cities and labor pool, cost, market activity, and risk analysis for key cities
- Future outlook
- Implications for buyers and service providers

The scope of analysis includes:

- Global services sector across in-house centers and third-party service providers in the Philippines
- IT and BPO services in the Philippines; does not include KPO, engineering services / R&D
- Analysis on key cities in the Philippines, specifically, Metro Manila, Cebu, and the Next Wave Cities™

<sup>1</sup> Everest Group's Market Vista report Q4 2011


<sup>2</sup> Compounded annual growth rate

Source: Everest Group analysis


# Methodology – Everest Group's extensive databases, proprietary intelligence, and inputs from market participants formed the foundation for this research report

- Proprietary intelligence
- Market thought leadership
- Actionable and insightful research

- 1 Robust definitions and frameworks - location assessment, sustainability, and scalability**




- 2 Proprietary databases (Global In-House Centers, Service Providers, Market Activity, Cost/Labor, and Transaction Intelligence)**



- 3 Diverse set of touch-points with key global services stakeholders for on-the-ground perspectives**



- 4 Fact-based research adequately informed by deep domain expertise and experience**



- Dedicated team for global sourcing research, comprehensively supporting all location related requirements of clients (information, strategy, tracking, etc.)
- Comprehensive and round the year tracking of global sourcing activity across outsourcing transactions, locations, global in-house centers, and service providers
- More than 20 years of advising clients on global sourcing decisions spanning across strategy, optimization, and implementation
- Executive-level relationships with buyers, service providers, country/industry associations, and other industry stakeholders (recruiters, real estate firms, and legal firms)

# Table of contents (page 1 of 2)

---

Topic	Page no.
• <b>Background, scope, and methodology</b> .....	<b>4</b>
• <b>Executive summary</b> .....	<b>6</b>
• <b>Section I: Country overview</b> .....	<b>8</b>
– Quick facts .....	9
– Economy of the Philippines .....	10
– Political system in the Philippines .....	11
– Education system in the Philippines .....	12
• <b>Section II: Overview of global services sector</b> .....	<b>15</b>
– Key messages .....	16
– Current position of the Philippines .....	18
– Size of services industry .....	20
– Player presence .....	24
– Government initiatives and incentives .....	26
– Landscape of cities .....	29

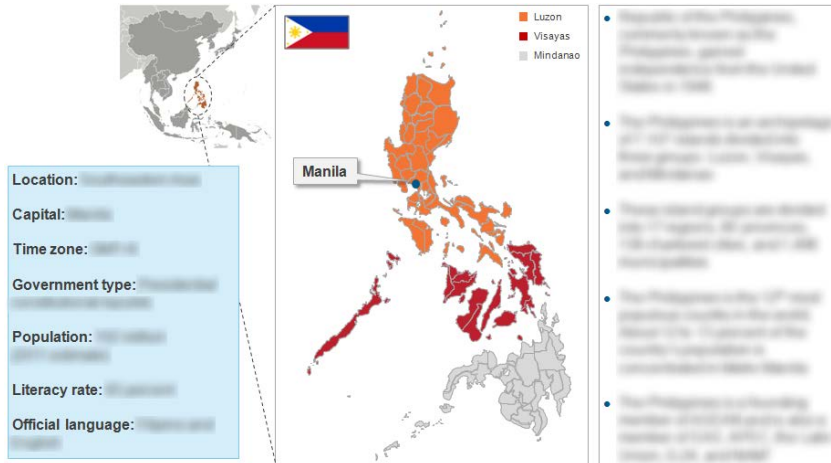
# Table of contents (page 2 of 2)

---

Topic	Page no.
• <b>Section III: Assessment of cities</b>	<b>30</b>
– Key messages	31
– Talent pool	34
– Operating cost	35
– Market activity	37
– Operating environment	38
• <b>Section IV: Future outlook</b>	<b>42</b>
– Key messages	43
– Outlook for the Philippines	44
– Future industry size	46
– Cost arbitrage sustainability	47
• <b>Section V: Implications for buyers and service providers</b>	<b>48</b>
• <b>Appendix</b>	<b>51</b>
– Glossary of terms	52
– Additional research references	53

This report provides an overview of the Philippines' political system, economic environment and education system

## The Republic of the Philippines | Overview



**GDP of the Philippines grew at XX percent in 2010 to US\$ XX bn: One of the best performances among peer countries**

Key indicators	2007	2008	2009	2010
GDP growth (YoY percentage)	300%	300%	300%	300%
GDP per capita (US\$)	300	300	300	300
Inflation CPI (YoY percentage)	300%	300%	300%	300%
External debt-to-GDP ratio	300	300	300	300
Budget deficit (percentage of GDP)	300%	300%	300%	300%
Unemployment rate (percentage)	300%	7.2%	300%	300%

GDP real growth of selected Asian countries 2010, Percentage

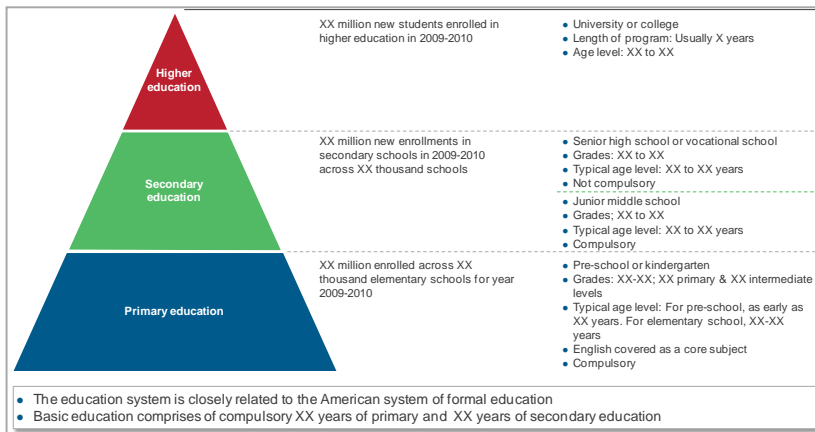
Country	GDP real growth (2010, %)
Singapore	300%
Thailand	300%
The Philippines	7.2%
Malaysia	300%
Vietnam	300%
Korea	300%
Indonesia	300%

Movement of PHP/1 vs. US\$

Cost of PHP in US\$

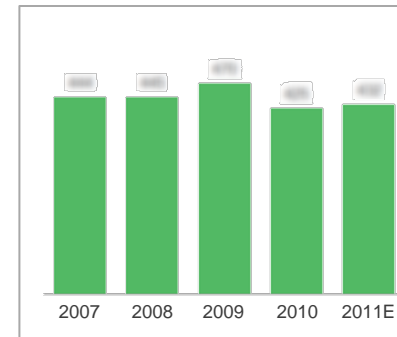
Date	Cost of PHP in US\$
Jul 07	0.022
Jul 08	0.024
Jul 09	0.020
Jul 10	0.022
Jul 11	0.023

**Philippines education system stipulates XX years of compulsory formal education**

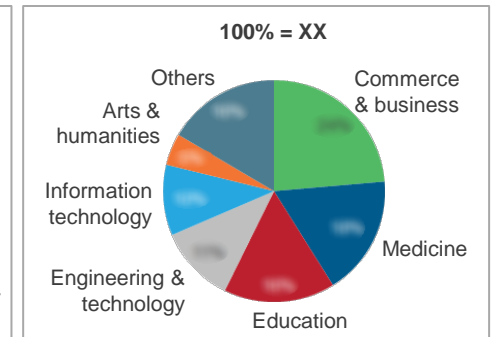


Philippines produced XX graduates in 2011

**Total number of annual graduates**  
2011; Number



**Distribution of annual graduates by discipline**  
2011; Percentage



About XX percent of graduates are from engineering, management, and science disciplines

# The report provides in-depth analysis of the Philippines' global services sector including market characteristics, activity and government incentives

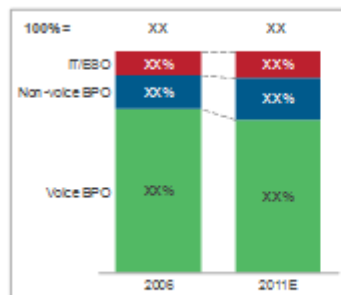
## The Philippines IT-BPO industry is expected to reach US\$XX billion in 2011



- The IT-BPO industry is an important contributor to the national GDP, accounting for XX.X% of the GDP annually.
- It is also the largest private sector employer, with a total of XX,XX,XX employees in the country.
- In 2011, the industry is expected to reach US\$XX billion and employ XX,XX,XX workers and professionals, XX% up from 2010.

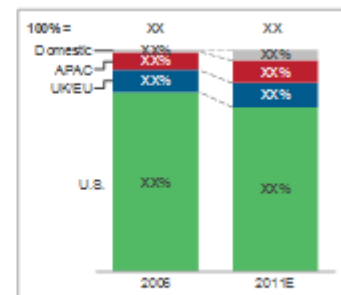
## Industry focus is shifting towards non-voice work; geographic diversification beyond U.S. gaining traction

**The Philippine IT-BPO service segments US\$ billion**



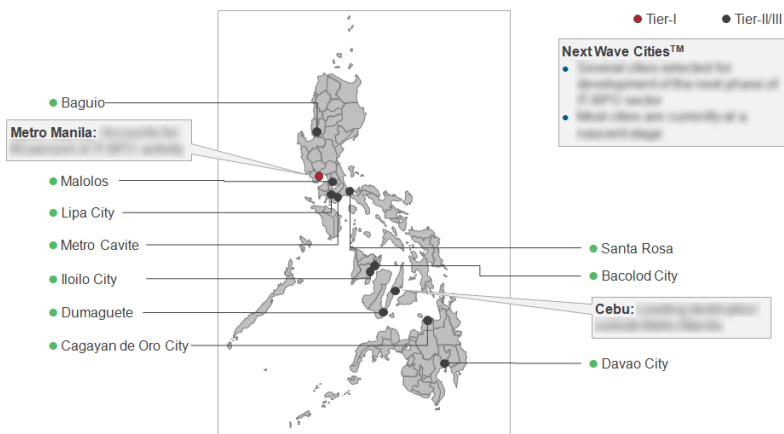
- Largely non-voice services, though it is a focus to develop non-voice BPO in order to diversify the service mix of IT-BPOs in the area.

**The Philippine IT-BPO source markets US\$ billion**



- U.S. remains the largest source of projects for the Philippines' IT-BPO industry, though there are increasing trends in other markets.

## Expansion beyond AA and BB adds depth to the Philippines IT-BPO sector



## The Philippines offers incentives through XX options – AA and BB


**Summary of Incentives (2010 regime)**

For companies registered in the Philippines, incentives are available for the first five years of operation, subject to the following conditions:


- Financial incentives**
  - Income tax holiday (ITH) consisting of 100 percent income tax exemption for the first five years of operation.
  - For the first year, the exemption is an additional deduction from taxable income of 10 percent of the value of additional capital and undistributed profits in the current year.
  - The exemption is granted only if the registered enterprise meets a substantial requirement in the area of:
  - Investment from the Philippine government, foreign investment, and local investment.
  - Investment from abroad for the first year of operation.
- Non-financial incentives**
  - Exemption from the payment of import duties on equipment, spare parts, raw materials, and supplies.
  - Exemption from the payment of import duties on equipment, spare parts, raw materials, and supplies.
  - Exemption from the payment of import duties on equipment, spare parts, raw materials, and supplies.
  - Exemption from the payment of import duties on equipment, spare parts, raw materials, and supplies.

# The report provides detailed assessment of key cities in Philippines' across labor pool, cost, market activity and risks

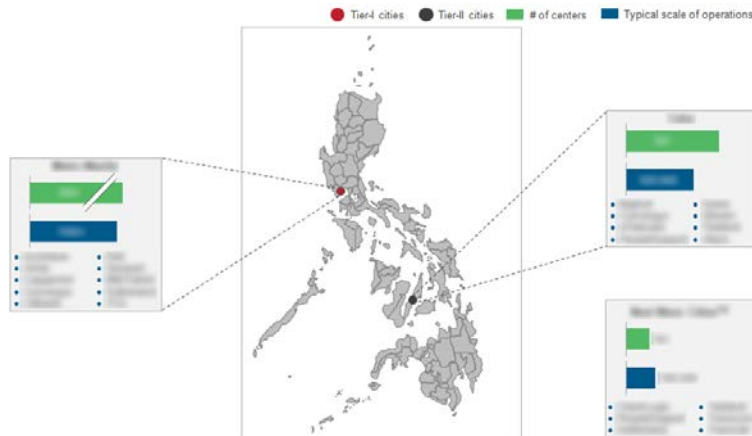
## Talent pool availability



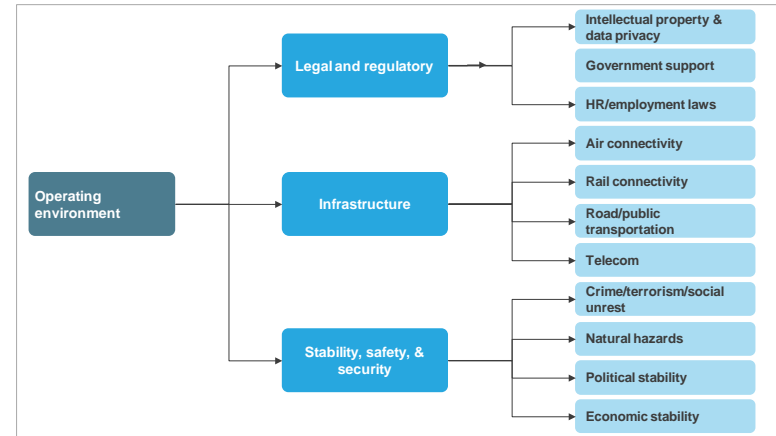
## Annual operating cost per FTE by function



## Comparison of market activity

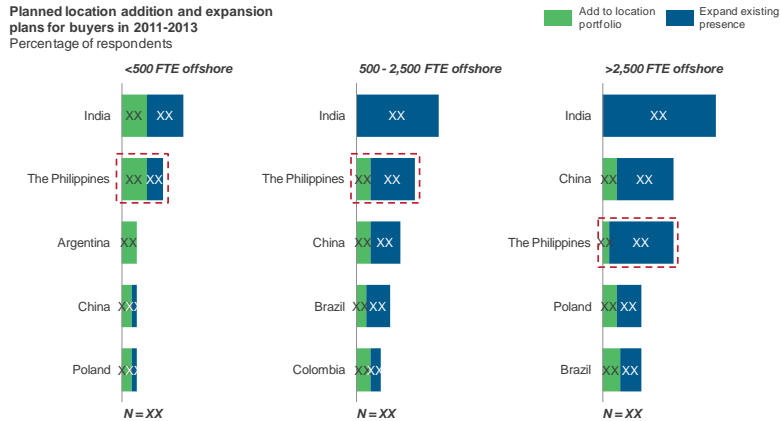


## Assessment of operating environment

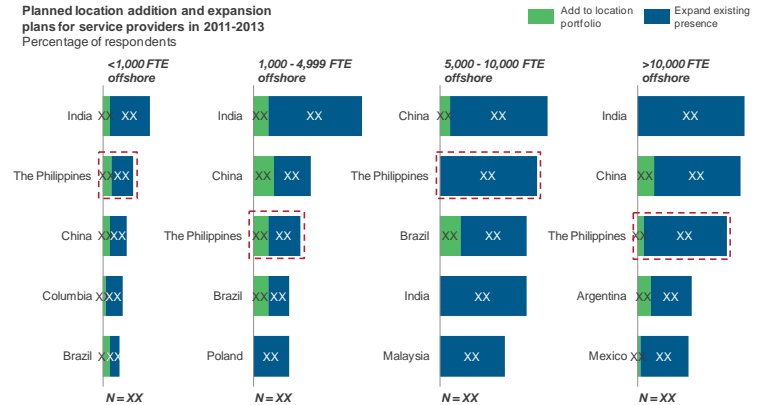


# The report discusses Philippines' future outlook providing perspectives on industry growth and arbitrage sustainability

## The Philippines is among the top three preferred locations in terms of growth plans for buyers...



## ...likewise, the Philippines is among the top three preferred locations for service providers

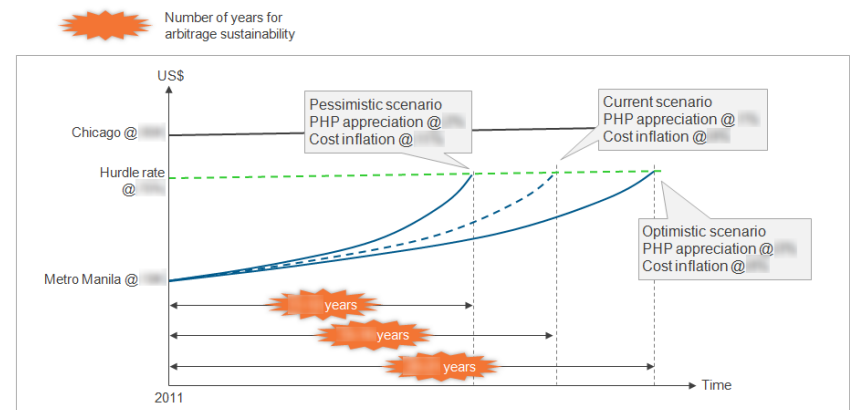


## The Philippines IT-BPO industry is expected to reach US\$XX billion by 2016

The Philippines' IT-BPO industry  
2010-16; US\$ billion



## The Philippines' cost arbitrage is expected to remain sustainable over the next XX-XX years



# Appendix: Additional research references

The following documents are recommended for additional insight on the topic covered in this research report. The recommended documents either provide additional details on the topic, or complementary content, that may be of interest

1. **Market Vista: Q4 2011** ([EGR-2012-8-R-0639](#)); 2012. This report summarizes the key trends and developments for Q4 2011 in the global offshoring and outsourcing market.
2. **Global Locations Compass - China** ([EGR-2011-2-R-0606](#)); 2011. This research report provides detailed data and in-depth analysis of China's global services sector, and is intended to enable the development of a holistic perspective on the country .
3. **Global Offshore Captive Landscape and Trends: Focus Geography – China** ([EGR-2011-2-R-0601](#)); 2011. This report provides an in-depth analysis of the global offshore captive landscape and insights into key trends in the last 30 months (2009 - H1 2011). The report also provides deep-dive of the captive landscape in six key industry verticals and a focus section on China
4. **Outsourcing and Service Provider Landscape in Germany** ([ERI-2011-2-R-0531](#)); 2011. This report provides an overview of outsourcing market in Germany and analyzes the capabilities of the leading service providers in the country.
5. **Outsourcing Landscape in France: Global Sourcing and Service Provider Assessment** ([ERI-2011-2-R-0541](#)); 2011. This report provides an overview of outsourcing market in France and analyzes the capabilities of the leading service providers in the country.

For more information on this and other research published by the Everest Group, please contact us:

**Amneet Singh**, Vice President – Global Sourcing:

[amneet.singh@everestgrp.com](mailto:amneet.singh@everestgrp.com)

**H. Karthik**, Vice President – Global Sourcing:

[h.karthik@everestgrp.com](mailto:h.karthik@everestgrp.com)

**Aditya Verma**, Senior Research Analyst:

[aditya.verma@everestgrp.com](mailto:aditya.verma@everestgrp.com)

## Everest Group

Two Galleria Tower  
13455 Noel Road, Suite 2100  
Dallas, TX 75240

Phone: +1-214-451-3110

E-mail: [info@everestgrp.com](mailto:info@everestgrp.com)

# About Everest Group

---

Everest Group is an advisor to business leaders on the next generation of global services with a worldwide reputation for helping Global 1000 firms dramatically improve their performance by optimizing their back- and middle-office business services. With a fact-based approach driving outcomes, Everest Group counsels organizations with complex challenges related to the use and delivery of global services in their pursuits to balance short-term needs with long-term goals. Through its practical consulting, original research, and industry resource services, Everest Group helps clients maximize value from delivery strategies, talent and sourcing models, technologies, and management approaches. Established in 1991, Everest Group serves users of global services, providers of services, country organizations, and private equity firms in six continents across all industry categories. For more information, please visit [www.everestgrp.com](http://www.everestgrp.com) and [research.everestgrp.com](http://research.everestgrp.com).

# Everest Group

## Leading clients from **insight** to **action**

### Everest Group locations



<b>Dallas (Headquarters):</b>	<a href="mailto:info@everestgrp.com">info@everestgrp.com</a> +1-214-451-3000
<b>New York:</b>	<a href="mailto:info@everestgrp.com">info@everestgrp.com</a> +1-646-805-4000
<b>Toronto:</b>	<a href="mailto:canada@everestgrp.com">canada@everestgrp.com</a> +1-416-865-2033
<b>London:</b>	<a href="mailto:unitedkingdom@everestgrp.com">unitedkingdom@everestgrp.com</a> +44-207-887-1483
<b>Delhi:</b>	<a href="mailto:india@everestgrp.com">india@everestgrp.com</a> +91-124-496-1000

[www.everestgrp.com](http://www.everestgrp.com) | [research.everestgrp.com](http://research.everestgrp.com) | [www.sherpasinblueshirts.com](http://www.sherpasinblueshirts.com)