



# Record-to-Report (R2R) Outsourcing – Moving Beyond General Accounting

Finance & Accounting Outsourcing (FAO)  
Market Report: October 2012 – Preview Deck

# Our research offerings for global services

## Subscription information

- The full report is included in the following subscription(s)
  - Finance & accounting
- In addition to published research, a subscription may include analyst inquiry, data cuts, and other services
- If you want to learn whether your organization has a subscription agreement or request information on pricing and subscription options, please contact us:
  - [info@everestgrp.com](mailto:info@everestgrp.com)
  - +1-214-451-3110

## Market Vista

Global services tracking across functions, sourcing models, locations, and service providers – industry tracking reports also available

Banking, Financial Services, Insurance

Healthcare

Finance & Accounting

Procurement

Information Technology

Cloud Vista

Human Resources

Recruitment Process

Global Sourcing

PricePoint

Service Provider Intelligence

Transaction Intelligence

## Custom research capabilities

- Benchmarking | Pricing, delivery model, skill portfolio
- Peer analysis | Scope, sourcing models, locations
- Locations | Cost, skills, sustainability, portfolio
- Tracking services | Service providers, locations, risk
- Other | Market intelligence, service provider capabilities, technologies

# Background and sources of information

---

## Background of the research

The Finance & Accounting (F&A) function comprises three end-to-end processes – Procure-to-Pay (P2P), Order-to-Cash (O2C), and Record-to-Report (R2R). This report focuses on the third-party outsourcing of R2R activities.

General accounting and reconciliations are the most frequently outsourced R2R activities given their transaction-intensive nature. However, with increasing maturity of the FAO market, organizations are increasingly looking at outsourcing more judgment-intensive R2R activities, such as Financial Planning & Analysis (FP&A), regulatory reporting, and compliance. Further, an end-to-end, process-driven approach towards outsourcing is emerging as opposed to a piecemeal, functional approach. The role of technology and automation in R2R outsourcing is also increasing. Consequently, the value proposition is expanding beyond direct cost reduction to creating creation of favorable business outcomes around close cycle, bad debts, and regulatory compliance.

## In this study, we investigate the market state of R2R outsourcing. We focus on:

- Definition, value proposition, and challenges of R2R outsourcing
- R2R outsourcing market size and growth
- The emerging and current solution trends
- R2R service provider landscape and capability assessment

## Scope of study and sources of information

- The scope of this report is third-party outsourcing and does not include internal shared services
- The report provides global and cross-industry coverage of the R2R outsourcing
- The report is based on Everest Group's proprietary database of over 1,000 FAO contracts signed till the end of 2011 and operational capability of more than 20 FAO service providers that offer R2R services

# Table of contents (page 1 of 2)

---

Topic	Page no.
<b>Background and sources of information</b>	<b>3</b>
<b>Summary of key messages</b>	<b>6</b>
<b>Value proposition of R2R outsourcing</b>	<b>9</b>
• Summary	10
• R2R definition	11
• Typical operational cost breakdown for F&A and R2R	13
• Value proposition of R2R outsourcing	14
• Unique R2R outsourcing challenges	17
<b>R2R outsourcing market size and adoption</b>	<b>18</b>
• Summary	19
• Size and growth of R2R outsourcing	20
• Inclusion of R2R activities in FAO contracts	21
• Adoption trends by industry, geography, and size	22
<b>R2R solution trends</b>	<b>26</b>
• Summary	27
• Process scope of R2R outsourcing	28
• Global sourcing trends	30
• Role of technology	33
• Performance metrics	34

# Table of contents (page 2 of 2)

---

Topic	Page no.
<b>R2R service provider landscape</b>	<b>35</b>
• Summary	36
• Provider landscape	37
• Market share of R2R service providers	38
• Scale and scope of R2R services	39
• Delivery footprint for R2R	42
• Investments in R2R services	43
<b>Appendix</b>	<b>46</b>
• Glossary of key terms	47
• 2012 FAO research agenda	49
• Additional FAO research references	50

# Overview and abbreviated summary of key messages

---

With growing maturity witnessed in the FAO market, buyers are now willing to expand the scope to include end-to-end processes such as R2R that impact metrics related to business outcomes. Also, service providers continue to make significant investments to meet buyer demands and create a differentiated offering. This report analyzes the key trends in R2R outsourcing within the FAO market. It provides an understanding of the business value, adoption characteristics, and service provider capability in R2R outsourcing.

**Some of the findings in this report, among others, are:**

## Value proposition

- R2R outsourcing has a strong cost plus value proposition. It can deliver higher business value through better compliance, standardization, and reduced time-to-market

## Market size and adoption

- R2R activities are typically included in phase II (renewals/extensions) of an outsourcing relationship. However, inclusion of R2R activities in new FAO contracts is also increasing
- Inclusion of R2R activities across most industries varies between 60-80%. However, less than 50% of R2R activities are typically outsourced

## Solution trends

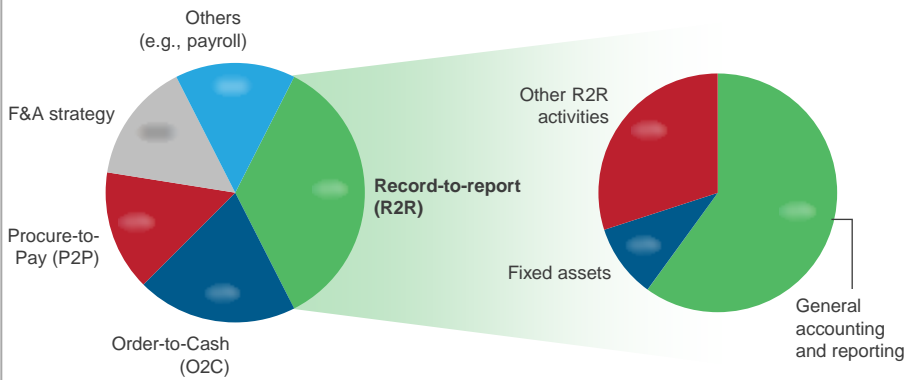
- R2R activities are typically bundled with P2P and/or O2C in FAO contracts
- An end-to-end R2R approach is starting to emerge (25% end-to-end R2R contracts were signed in 2011 compared to less than 15% in the past)

## Service provider landscape

- Provider landscape for R2R outsourcing services is dominated by multi-process FAO providers. Only a few service providers exclusively focus on R2R
- There are four key themes of recent service provider investments in R2R capabilities: 1) technology/platform 2) risk and compliance solutions 3) analytics 4) onshore delivery

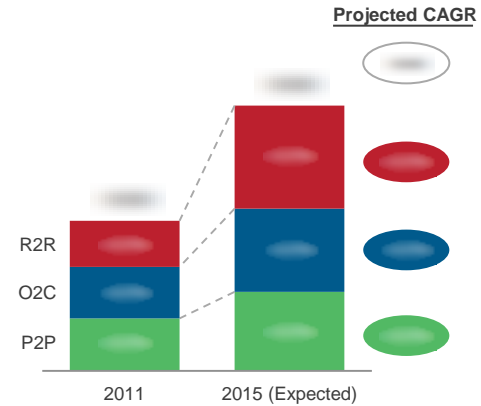
This study offers four distinct chapters discussing opportunities and key trends within R2R outsourcing; below are four charts to illustrate depth of the report

### Typical operational cost breakdown for F&A



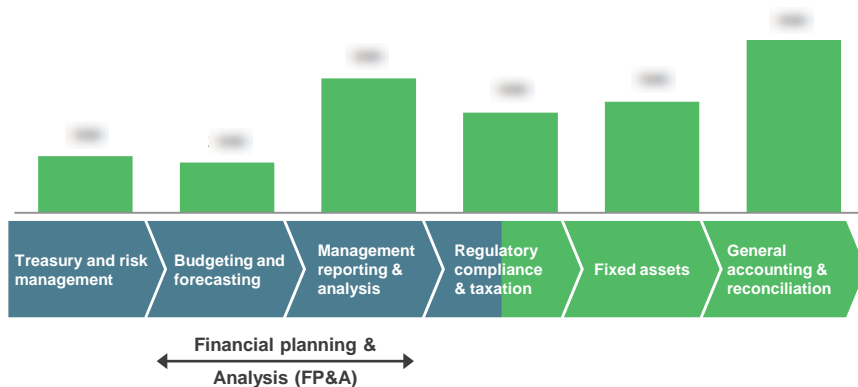
### FAO market size by process

Annual Contract Value (ACV) in US\$ billion



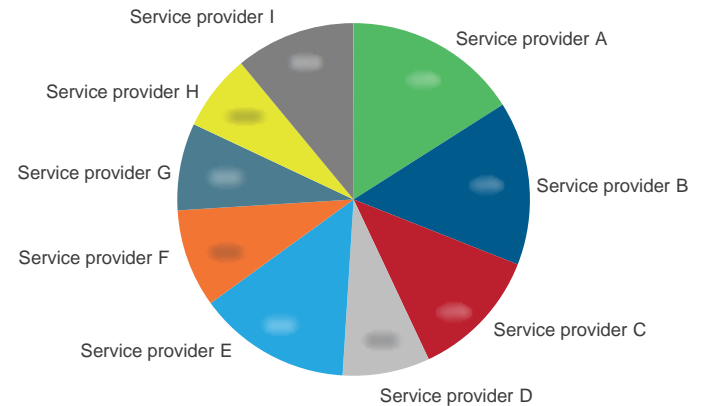
### Inclusion of technology in R2R outsourcing

Percentage of service providers



### Market share of R2R outsourcing

Number of contracts



# 2012 FAO research agenda

Published Current

Topic	Release date
Process Innovation in FAO – Emergence of "World-Class Lift-Shift-and-Fix" Offerings	January-2012
Webinar Deck: 2012 Global Services Market Predictions: Context, Growth, Disruption	January-2012
Achieving Best-in-Class BPO – Secrets Unveiled	February-2012
Industry-specific FAO and a Deep Dive on Healthcare Providers	February-2012
Finance and Accounting Outsourcing (FAO) Annual Report 2012: The FAO Market – Signaling Towards Maturity	April-2012
Is BPaaS the Model for You?	April -2012
FAO Service Provider Landscape – Survival and Growth in the Crowded FAO Market	June-2012
FAO Service Provider Compendium	July-2012
The Paradox of FAO adoption in SMB	July-2012
Record-to-Report (R2R) Outsourcing – Moving Beyond General Accounting	October-2012
Unlocking Value From End-to-End Process Outsourcing: Focus on Order-to-Cash (O2C)	Q4-2012
Unlocking Value From End-to-End Process Outsourcing: Focus on Procure-to-Pay (P2P)	Q4-2012



# Additional FAO research references

The following documents are recommended for additional insight into the topic covered in this research. The recommended documents either provide additional details on the topic or complementary content that may be of interest

1. **Moving beyond Transactional FAO: The Rise of FP&A Outsourcing** ([ERI-2010-1-R-0490](#)); 2010. The multi-process FAO market constitutes various F&A processes that differ in their degree of outsourcing, with some processes outsourced less often than others. FP&A is one segment that is outsourced less than others. This report will assist key stakeholders in understanding the trends in outsourcing FP&A processes within the FAO market
2. **Finance and Accounting Outsourcing (FAO) Annual Report 2012: The FAO Market – Signaling Towards Maturity** ([EGR-2012-1-R-0680a](#)); 2012. In this research, we review the global multi-process FAO market in 2011 and provide guidance on the market's direction in 2012. We focus on market size and buyer adoption trends, FAO value proposition, contract characteristics across process scope, technology, global sourcing, pricing structures, and FAO service providers landscape covering service providers' market shares and areas of investments
3. **FAO Service Provider Landscape – Survival and Growth in the Crowded FAO Market** ([EGR-2012-1-R-0699a](#)); 2012. In this study, we analyze the global FAO service provider landscape in 2012. We focus on the position of 20+ service providers on the Everest Group PEAK Matrix for FAO, the Star Performers, and how service providers are innovating to differentiate themselves in an increasingly globalized FAO market
4. **FAO Service Provider Profile Compendium** ([EGR-2012-1-R-0709](#)); 2012. This report provides accurate, comprehensive, and fact-based snapshots of 22 service providers in the multi-process FAO market. Each five page service provider profile provides a comprehensive picture of their service suite, scale of operations, technology solutions, and delivery locations

For more information on this and other research published by the Everest Group, please contact us:

**Saurabh Gupta**, Vice President:  
**Skand Bhargava**, Senior Analyst:  
**FAO Team:**

[saurabh.gupta@everestgrp.com](mailto:saurabh.gupta@everestgrp.com)  
[skand.bhargava@everestgrp.com](mailto:skand.bhargava@everestgrp.com)  
[faoresearch@everestgrp.com](mailto:faoresearch@everestgrp.com)

**Everest Group**  
Two Galleria Tower  
13455 Noel Road, Suite 2100  
Dallas, TX 75240

Phone: +1-214-451-3110  
Email: [info@everestgrp.com](mailto:info@everestgrp.com)

# Everest Group

## Leading clients from **insight** to **action**

---

Everest Group is an advisor to business leaders on the next generation of global services with a worldwide reputation for helping Global 1000 firms dramatically improve their performance by optimizing their back- and middle-office business services. With a fact-based approach driving outcomes, Everest Group counsels organizations with complex challenges related to the use and delivery of global services in their pursuits to balance short-term needs with long-term goals. Through its practical consulting, original research, and industry resource services, Everest Group helps clients maximize value from delivery strategies, talent and sourcing models, technologies, and management approaches. Established in 1991, Everest Group serves users of global services, providers of services, country organizations, and private equity firms in six continents across all industry categories. For more information, please visit [www.everestgrp.com](http://www.everestgrp.com) and [research.everestgrp.com](http://research.everestgrp.com).

### Dallas (Corporate Headquarters)

[info@everestgrp.com](mailto:info@everestgrp.com)  
+1-214-451-3000

### Toronto

[canada@everestgrp.com](mailto:canada@everestgrp.com)  
+1-416-865-2033

### India / Middle East

[india@everestgrp.com](mailto:india@everestgrp.com)  
+91-124-496-1000

### New York

[info@everestgrp.com](mailto:info@everestgrp.com)  
+1-646-805-4000

### London

[unitedkingdom@everestgrp.com](mailto:unitedkingdom@everestgrp.com)  
+44-207-887-1483

---

### Stay connected

#### Websites



[www.everestgrp.com](http://www.everestgrp.com)  
[research.everestgrp.com](http://research.everestgrp.com)

#### Twitter



@EverestGroup  
@Everest\_Cloud

#### Blogs



[www.sherpasinblueshirts.com](http://www.sherpasinblueshirts.com)  
[www.gainingaltitudeinthecloud.com](http://www.gainingaltitudeinthecloud.com)