

March 2024: Complimentary Abstract / Table of Contents



Our research offerings

This report is included in the following research program(s):

Application Services

- ▶ Amazon Web Services (AWS)
- ▶ Application Services
- ▶ Artificial Intelligence (AI)
- ▶ Asset and Wealth Management
- ▶ Banking and Financial Services Business Process
- ▶ Banking and Financial Services Information Technology
- ▶ Catalyst™
- ▶ Clinical Development Technology
- ▶ Cloud and Infrastructure
- ▶ Contingent Staffing
- ▶ Contingent Workforce Management
- ▶ Customer Experience Management Services
- ▶ CX Excellence
- ▶ CXM Technology
- ▶ Cybersecurity
- ▶ Data and Analytics
- ▶ Digital Adoption Platforms
- ▶ Digital Services
- ▶ Digital Workplace
- ▶ Employee Experience Management (EXM) Platforms
- ▶ Employer of Record (EOR)
- ▶ Engineering Research and Development
- ▶ Enterprise Platform Services
- ▶ Exponential Technologies
- ▶ Finance and Accounting
- ▶ Financial Services Technology (FinTech)
- ▶ Forces & Foresight
- ▶ GBS Talent Excellence
- ▶ Global Business Services
- ▶ Google Cloud
- ▶ HealthTech
- ▶ Human Resources
- ▶ Insurance Business Process
- ▶ Insurance Information Technology
- ▶ Insurance Technology (InsurTech)
- ▶ Insurance Third-Party Administration (TPA) Services
- ▶ Intelligent Document Processing
- ▶ Interactive Experience (IX) Services
- ▶ IT Services Excellence
- ▶ IT Talent Excellence
- ▶ Life Sciences Business Process
- ▶ Life Sciences Commercial Technologies
- ▶ Life Sciences Information Technology
- ▶ Locations Insider™
- ▶ Marketing Services
- ▶ Market Vista™
- ▶ Microsoft Azure
- ▶ Microsoft Business Application Services
- ▶ Modern Application Development (MAD)
- ▶ Mortgage Operations
- ▶ Multi-country Payroll
- ▶ Network Services and 5G
- ▶ Oracle Services
- ▶ Outsourcing Excellence
- ▶ Payer and Provider Business Process
- ▶ Payer and Provider Information Technology
- ▶ Price Genius – AMS Solution and Pricing Tool
- ▶ Pricing Analytics as-a-Service
- ▶ Process Intelligence
- ▶ Process Orchestration
- ▶ Procurement and Supply Chain
- ▶ Recruitment
- ▶ Retail and CPG IT Services
- ▶ Retirement Technologies
- ▶ Revenue Cycle Management
- ▶ Rewards and Recognition
- ▶ SAP Services
- ▶ Service Optimization Technologies
- ▶ Software Product Engineering Services
- ▶ Supply Chain Management (SCM) Services
- ▶ Sustainability Technology and Services
- ▶ Talent Genius™
- ▶ Technology Skills and Talent
- ▶ Trust and Safety
- ▶ Value and Quality Assurance (VQA)

If you want to learn whether your organization has a membership agreement or request information on pricing and membership options, please contact us at info@everestgrp.com

Learn more about our
custom research capabilities

Benchmarking

Contract assessment

Peer analysis

Market intelligence

Tracking: providers, locations,
risk, technologies

Locations: costs, skills,
sustainability, portfolios

Contents

For more information on this and other research published by Everest Group, please contact us:

Alisha Mittal, Vice President

Ankit Gupta, Practice Director

Yasasvini Bodda, Analyst

1. Introduction and overview	4
• Research methodology	5
• Background of the research	6
• Scope of the research	8
2. Enterprises' pulse assessment	9
• Executive summary	10
• Enterprises' satisfaction with application service providers	11
• Enterprises' satisfaction by application service provider revenue size	12
• Enterprises' satisfaction across key parameters by application service provider revenue size	13
• Enterprises' satisfaction across key parameters for small and midsize providers	14
3. Top five emerging application service providers	15
• Assessment methodology	17
• Top five emerging application service providers across service lines	18
• What enterprises think of small and midsize service providers	19
4. Appendix	23
• Research methodology – questions asked to enterprises	24
• Glossary	25
• Research calendar	26

Background of the research

- The landscape of application services is undergoing a notable transformation, marked by the emergence of AI-powered and data-driven solutions. This shift reflects a significant evolution within the industry, driven by changing market trends and an increasing demand for innovative, vertical-specific solutions. However, amidst this evolution, enterprises encounter various challenges in satisfying their customers’ needs
- While overall enterprise satisfaction levels in the application services market remain high, small (annual revenues > US\$1 billion) and midsize service providers (annual revenues between US\$1 billion to US\$10 billion), have demonstrated more prowess in enhancing satisfaction levels among enterprises through their client engagement and pricing
- Everest Group believes that it is crucial to gain a comprehensive understanding of enterprises' experiences working with various service providers. This report aims to provide valuable insights into enterprise satisfaction with small and midsize application service providers, highlighting their strengths, areas for improvement, and identifying the top five emerging service providers in the realm of application services, specifically across the service lines of application transformation, low code and quality assurance services. These providers have delivered superior buyer satisfaction across the past two years (2021, 2022 and 2023)
- The assessment draws upon a dataset comprising over 110 unique interviews with buyers of small and midsize service providers conducted between 2021 and 2023 as part of the Application Services PEAK Matrix® evaluation. These interviews were conducted across multiple Everest Group PEAK Matrix® evaluations, offering a comprehensive understanding of the evolving landscape of application services and the emerging players within it

Scope of this report



Geography
Global



Industry
All industries



Services
Application Services



Providers
29 small and midsize (annual revenues of US\$10 billion or less) service providers

Overview and abbreviated summary of key messages

This report focuses on enterprise satisfaction with small and mid-sized application service providers, highlighting strengths, areas for improvement, and the top five emerging providers across application transformation, low code, and quality assurance services. Based on over 110 interviews conducted between 2021 and 2023, this assessment examines the evolving application services landscape and its emerging participants.

Some of the findings in this report, among others, are:









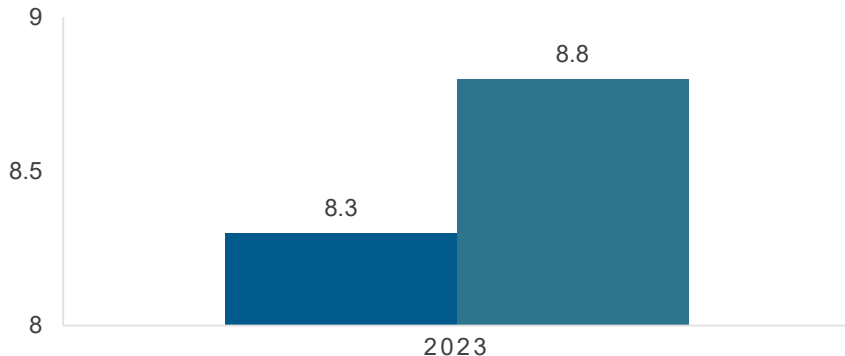



Overview of enterprise satisfaction

- Enterprise satisfaction in the application services market improved due to enhanced commercial flexibility and account management, despite challenges in technical expertise and resource management
- Small and mid-sized providers excelled in enterprise satisfaction by adopting client-centric approaches, offering flexible solutions, and maintaining competitive pricing
- Dissatisfaction with small and mid-sized providers arose from perceived gaps in domain understanding and innovation capability
- A discrepancy exists between overall satisfaction levels and those specific to small and mid-sized providers, with higher ratings given for account management, commercial flexibility, and domain expertise

Top five emerging application service providers

- In this report, we feature 29 emerging application service providers and include:
- An overview of enterprise perspectives on small and mid-sized application service providers’ capabilities
 - An evaluation of enterprise satisfaction levels concerning their chosen application service providers
 - An analysis of the top five emerging application service providers, demonstrating their ability to deliver exceptional value in application transformation, low code development, and quality assurance services across diverse industries and geographies

This report offers two distinct chapters providing a deep dive into key aspects of the application services market; below are four charts to illustrate the depth of the report

<p>Percentage of enterprises satisfied on following dimensions</p> <div><div> Technical expertise</div><div> Domain expertise</div><div> Resource and talent management</div><div> Commercial flexibility</div><div> Innovation and value addition</div><div> Account management</div><div> Strategic partnership</div><div> Overall rating</div></div>	<p>Average enterprise satisfaction ratings by service providers revenue size</p>  <table><tr><th>Revenue Size</th><th>Average Rating</th></tr><tr><td>Lower</td><td>8.3</td></tr><tr><td>Higher</td><td>8.8</td></tr></table>	Revenue Size	Average Rating	Lower	8.3	Higher	8.8						
Revenue Size	Average Rating												
Lower	8.3												
Higher	8.8												
<p>Top five emerging application service providers across application service lines</p> <div><div>Application transformation services</div><div>Low code services</div><div>Quality assurance services</div></div>	<p>What enterprises think of emerging application service providers</p> <table><tr><th>Service provider</th><th>Strengths</th><th>Limitations</th></tr><tr><td>Provider 1</td><td><ul style="list-style-type: none">Account managementResource and talent management</td><td><ul style="list-style-type: none">Innovation and value deliveredStrategic partnership</td></tr><tr><td>Provider 2</td><td><ul style="list-style-type: none">Account managementTechnical expertise</td><td><ul style="list-style-type: none">Resource and talent managementInnovation and value delivered</td></tr><tr><td>Provider 3</td><td><ul style="list-style-type: none">Commercial flexibilityTechnical expertise</td><td><ul style="list-style-type: none">Innovation and value deliveredStrategic partnership</td></tr></table>	Service provider	Strengths	Limitations	Provider 1	<ul style="list-style-type: none">Account managementResource and talent management	<ul style="list-style-type: none">Innovation and value deliveredStrategic partnership	Provider 2	<ul style="list-style-type: none">Account managementTechnical expertise	<ul style="list-style-type: none">Resource and talent managementInnovation and value delivered	Provider 3	<ul style="list-style-type: none">Commercial flexibilityTechnical expertise	<ul style="list-style-type: none">Innovation and value deliveredStrategic partnership
Service provider	Strengths	Limitations											
Provider 1	<ul style="list-style-type: none">Account managementResource and talent management	<ul style="list-style-type: none">Innovation and value deliveredStrategic partnership											
Provider 2	<ul style="list-style-type: none">Account managementTechnical expertise	<ul style="list-style-type: none">Resource and talent managementInnovation and value delivered											
Provider 3	<ul style="list-style-type: none">Commercial flexibilityTechnical expertise	<ul style="list-style-type: none">Innovation and value deliveredStrategic partnership											

Research calendar

Application services

Published

Planned

Current release

Reports title	Release date
Low Code Application Development Services PEAK Matrix® Assessment 2023	April 2023
Application Automation Services PEAK Matrix® Assessment 2023	May 2023
Sustainability in Software – Paving the Way for a Greener IT Landscape	June 2023
Low Code Application Development Services – Provider Compendium 2023	August 2023
Application Automation Services – Provider Compendium 2023	August 2023
Quality Engineering (QE) Specialist Services PEAK Matrix® Assessment 2023	September 2023
Application Services State of the Market 2023	September 2023
Next-generation Quality Engineering (QE) Services PEAK Matrix® Assessment 2023	October 2023
Low Code Application Development Platforms PEAK Matrix® Assessment 2023	November 2023
Next-generation Quality Engineering (QE) Services – Provider Compendium 2023	January 2024
Application Transformation Services PEAK Matrix® Assessment 2024 – North America	January 2024
Low Code Application Development Platforms – Provider Compendium 2024	February 2024
Enterprise Pulse – Top Five Emerging Application Service Providers 2024	February 2024
Application Transformation Services PEAK Matrix® Assessment 2024 – Europe	Q1 2024
Low Code State of the Market 2024	Q1 2024

Note: [Click](#) to see a list of all our published Application Services reports



Everest Group is a leading research firm helping business leaders make confident decisions. We guide clients through today's market challenges and strengthen their strategies by applying contextualized problem-solving to their unique situations. This drives maximized operational and financial performance and transformative experiences. Our deep expertise and tenacious research focused on technology, business processes, and engineering through the lenses of talent, sustainability, and sourcing delivers precise and action-oriented guidance. Find further details and in-depth content at www.everestgrp.com.

Stay connected

Dallas (Headquarters)
info@everestgrp.com
+1-214-451-3000

Bangalore
india@everestgrp.com
+91-80-61463500

Delhi
india@everestgrp.com
+91-124-496-1000

London
unitedkingdom@everestgrp.com
+44-207-129-1318

Toronto
canada@everestgrp.com
+1-214-451-3000

Website
everestgrp.com

Social Media
 [@EverestGroup](https://twitter.com/EverestGroup)
 [@Everest Group](https://www.linkedin.com/company/everest-group)
 [@Everest Group](https://www.facebook.com/EverestGroup)
 [@Everest Group](https://www.youtube.com/EverestGroup)

Blog
everestgrp.com/blog

NOTICE AND DISCLAIMERS

IMPORTANT INFORMATION. PLEASE REVIEW THIS NOTICE CAREFULLY AND IN ITS ENTIRETY. THROUGH YOUR ACCESS, YOU AGREE TO EVEREST GROUP'S TERMS OF USE.

Everest Group's Terms of Use, available at www.everestgrp.com/terms-of-use/, is hereby incorporated by reference as if fully reproduced herein. Parts of these terms are pasted below for convenience; please refer to the link above for the full version of the Terms of Use.

Everest Group is not registered as an investment adviser or research analyst with the U.S. Securities and Exchange Commission, the Financial Industry Regulatory Authority (FINRA), or any state or foreign securities regulatory authority. For the avoidance of doubt, Everest Group is not providing any advice concerning securities as defined by the law or any regulatory entity or an analysis of equity securities as defined by the law or any regulatory entity.

All Everest Group Products and/or Services are for informational purposes only and are provided "as is" without any warranty of any kind. You understand and expressly agree that you assume the entire risk as to your use and any reliance upon any Product or Service. Everest Group is not a legal, tax, financial, or investment advisor, and nothing provided by Everest Group is legal, tax, financial, or investment advice. Nothing Everest Group provides is an offer to sell or a solicitation of an offer to purchase any securities or instruments from any entity. Nothing from Everest Group may be used or relied upon in evaluating the merits of any investment. Do not base any investment decisions, in whole or part, on anything provided by Everest Group.

Products and/or Services represent research opinions or viewpoints, not representations or statements of fact. Accessing, using, or receiving a grant of access to an Everest Group Product and/or Service does not constitute any recommendation by Everest Group that recipient (1) take any action or refrain from taking any action or (2) enter into a particular transaction. Nothing from Everest Group will be relied upon or interpreted as a promise or representation as to past, present, or future performance of a business or a market. The information contained in any Everest Group Product and/or Service is as of the date prepared, and Everest Group has no duty or obligation to update or revise the information or documentation. Everest Group may have obtained information that appears in its Products and/or Services from the parties mentioned therein, public sources, or third-party sources, including information related to financials, estimates, and/or forecasts. Everest Group has not audited such information and assumes no responsibility for independently verifying such information as Everest Group has relied on such information being complete and accurate in all respects. Note, companies mentioned in Products and/or Services may be customers of Everest Group or have interacted with Everest Group in some other way, including, without limitation, participating in Everest Group research activities.